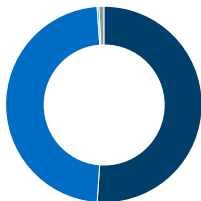


# Mineworkers Pension Scheme

Over the last quarter we voted at 358 meetings (4,403 resolutions). At 171 of those meetings we opposed one or more resolutions. We voted with management by exception at three meetings and we abstained at one meeting. We supported management on all resolutions at the remaining 183 meetings.

## Global

We voted at 358 meetings (4,403 resolutions) over the quarter.



- Total meetings voted in favour **51.10%**
- Meetings where voted against (or voted against AND abstained) **47.80%**
- Meetings where abstained **0.30%**
- Meetings where voted with management by exception **0.80%**

## Australia and New Zealand

We voted at one meeting (four resolutions) over the quarter.



- Total meetings voted in favour **100.00%**

## Developed Asia

We voted at 74 meetings (843 resolutions) over the quarter.



- Total meetings voted in favour **39.20%**
- Meetings where voted against (or voted against AND abstained) **59.50%**

## Emerging and Frontier Markets

We voted at 145 meetings (1,514 resolutions) over the quarter.



- Total meetings voted in favour **51.00%**
- Meetings where voted against (or voted against AND abstained) **49.00%**

## Europe

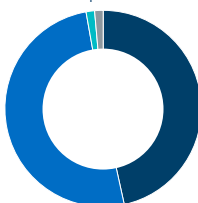
We voted at 38 meetings (532 resolutions) over the quarter.



- Total meetings voted in favour **57.90%**
- Meetings where voted against (or voted against AND abstained) **42.10%**

## North America

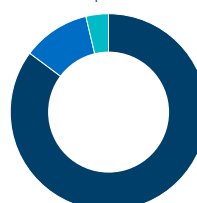
We voted at 73 meetings (966 resolutions) over the quarter.



- Total meetings voted in favour **46.60%**
- Meetings where voted against (or voted against AND abstained) **50.70%**
- Meetings where abstained **1.40%**
- Meetings where voted with management by exception **1.40%**

## UK

We voted at 27 meetings (544 resolutions) over the quarter.



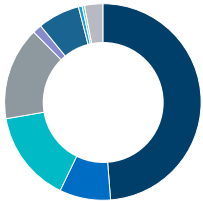
- Total meetings voted in favour **85.20%**
- Meetings where voted against (or voted against AND abstained) **11.10%**
- Meetings where voted with management by exception **3.70%**

# Mineworkers Pension Scheme

The issues on which we voted against management or abstained on resolutions are shown below.

## Global

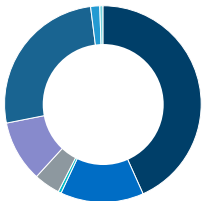
We voted against or abstained on 464 resolutions over the last quarter.



- Board structure 48.70%
- Remuneration 8.40%
- Shareholder resolution 15.10%
- Capital structure and dividends 15.30%
- Amend articles 1.50%
- Audit and accounts 6.90%
- Governance 0.60%
- Poison pill/anti-takeover device 0.40%
- Other 3.00%

## Developed Asia

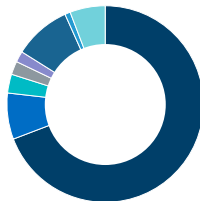
We voted against or abstained on 109 resolutions over the last quarter.



- Board structure 31.20%
- Remuneration 2.80%
- Shareholder resolution 8.30%
- Capital structure and dividends 45.00%
- Amend articles 1.80%
- Audit and accounts 9.20%
- Poison pill/anti-takeover device 1.80%

## Emerging and Frontier Markets

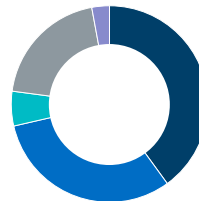
We voted against or abstained on 224 resolutions over the last quarter.



- Board structure 69.20%
- Remuneration 7.60%
- Shareholder resolution 3.10%
- Capital structure and dividends 2.20%
- Amend articles 1.80%
- Audit and accounts 9.40%
- Governance 0.90%
- Other 5.80%

## Europe

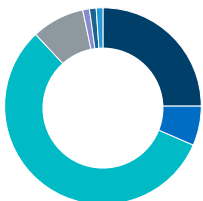
We voted against or abstained on 35 resolutions over the last quarter.



- Board structure 40.00%
- Remuneration 31.40%
- Shareholder resolution 5.70%
- Capital structure and dividends 20.00%
- Amend articles 2.90%

## North America

We voted against or abstained on 92 resolutions over the last quarter.



- Board structure 25.00%
- Remuneration 6.50%
- Shareholder resolution 56.50%
- Capital structure and dividends 8.70%
- Audit and accounts 1.10%
- Governance 1.10%
- Other 1.10%

## UK

We voted against or abstained on four resolutions over the last quarter.



- Remuneration 50.00%
- Capital structure and dividends 50.00%