

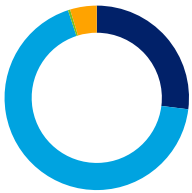
## Mineworkers Pension Scheme

## EOS at Federated Hermes

Over the last quarter we made voting recommendations at **1,286** meetings (**17,498** resolutions). At **874** meetings we recommended opposing one or more resolutions. We recommended voting with management by exception at **60** meetings and abstaining at **five** meetings. We supported management on all resolutions at the remaining **347** meetings.

### Global

We made voting recommendations at **1,286** meetings (**17,498** resolutions) over the last quarter.



- Total meetings in favour **27.0%**
- Meetings against (or against AND abstain) **68.0%**
- Meetings abstained **0.4%**
- Meetings with management by exception **4.7%**

### Australia and New Zealand

We made voting recommendations at **six** meetings (**45** resolutions) over the last quarter.



- Total meetings in favour **33.3%**
- Meetings against (or against AND abstain) **50%**
- Meetings with management by exception **16.7%**

### Developed Asia

We made voting recommendations at **273** meetings (**3,294** resolutions) over the last quarter.



- Total meetings in favour **36.6%**
- Meetings against (or against AND abstain) **62.3%**
- Meetings with management by exception **1.1%**

### Emerging and Frontier Markets

We made voting recommendations at **572** meetings (**6,900** resolutions) over the last quarter.



- Total meetings in favour **30.2%**
- Meetings against (or against AND abstain) **67.5%**
- Meetings abstained **0.9%**
- Meetings with management by exception **1.4%**

### Europe

We made voting recommendations at **168** meetings (**3,397** resolutions) over the last quarter.



- Total meetings in favour **16.1%**
- Meetings against (or against AND abstain) **73.2%**
- Meetings with management by exception **10.7%**

### North America

We made voting recommendations at **227** meetings (**3,011** resolutions) over the last quarter.



- Total meetings in favour **11.5%**
- Meetings against (or against AND abstain) **77.1%**
- Meetings with management by exception **11.5%**

### United Kingdom

We made voting recommendations at **40** meetings (**851** resolutions) over the last quarter.

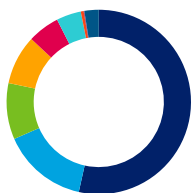


- Total meetings in favour **47.5%**
- Meetings against (or against AND abstain) **42.5%**
- Meetings with management by exception **10%**

The issues on which we recommended voting against management or abstaining on resolutions are shown below.

**Global**

We recommended voting against or abstaining on **3,188** resolutions over the last quarter.



- Board structure 53.5%
- Remuneration 15.0%
- Shareholder resolution 9.8%
- Capital structure and dividends 8.7%
- Amend articles 5.6%
- Audit and accounts 4.3%
- Investment/M&A 0.5%
- Poison pill/Anti-takeover device 0.1%
- Other 2.5%

**Australia and New Zealand**

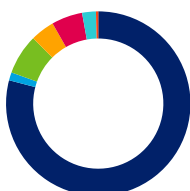
We recommended voting against or abstaining on **11** resolutions over the last quarter.



- Board structure 27.3%
- Remuneration 72.7%

**Developed Asia**

We recommended voting against or abstaining on **497** resolutions over the last quarter.



- Board structure 79.1%
- Remuneration 1.4%
- Shareholder resolution 7.0%
- Capital structure and dividends 4.2%
- Amend articles 5.4%
- Audit and accounts 2.4%
- Poison pill/Anti-takeover device 0.4%

**Emerging and Frontier Markets**

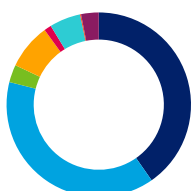
We recommended voting against or abstaining on **1,522** resolutions over the last quarter.



- Board structure 55.2%
- Remuneration 6.1%
- Shareholder resolution 4.8%
- Capital structure and dividends 13.8%
- Amend articles 9.1%
- Audit and accounts 5.9%
- Investment/M&A 1.1%
- Other 4.0%

**Europe**

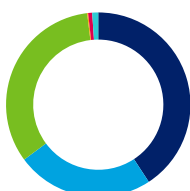
We recommended voting against or abstaining on **551** resolutions over the last quarter.



- Board structure 40.3%
- Remuneration 38.7%
- Shareholder resolution 3.1%
- Capital structure and dividends 8.0%
- Amend articles 1.3%
- Audit and accounts 5.4%
- Poison pill/Anti-takeover device 0.2%
- Other 3.1%

**North America**

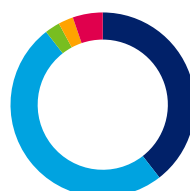
We recommended voting against or abstaining on **569** resolutions over the last quarter.



- Board structure 40.8%
- Remuneration 24.1%
- Shareholder resolution 33.2%
- Capital structure and dividends 0.2%
- Amend articles 0.7%
- Audit and accounts 1.1%

**United Kingdom**

We recommended voting against or abstaining on **38** resolutions over the last quarter.



- Board structure 39.5%
- Remuneration 50%
- Amend articles 2.6%
- Poison pill/Anti-takeover device 2.6%
- Other 5.3%