

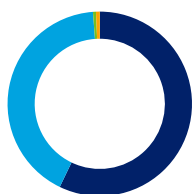
Mineworkers Pension Scheme

EOS at Federated Hermes

Over the last quarter we made voting recommendations at **763** meetings (**5,032** resolutions). At **318** meetings we recommended opposing one or more resolutions. We recommended voting with management by exception at **five** meetings and abstaining at **four** meetings. We supported management on all resolutions at the remaining **436** meetings.

Global


We made voting recommendations at **763** meetings (**5,032** resolutions) over the last quarter.



- Total meetings in favour **57.1%**
- Meetings against (or against AND abstain) **41.7%**
- Meetings abstained **0.5%**
- Meetings with management by exception **0.7%**

Australia and New Zealand

We made voting recommendations at **one** meeting (**seven** resolutions) over the last quarter.



- Meetings against (or against AND abstain) **100%**

Developed Asia

We made voting recommendations at **13** meetings (**74** resolutions) over the last quarter.



- Total meetings in favour **76.9%**
- Meetings against (or against AND abstain) **23.1%**

Emerging and Frontier Markets

We made voting recommendations at **714** meetings (**4,442** resolutions) over the last quarter.



- Total meetings in favour **57.8%**
- Meetings against (or against AND abstain) **41.2%**
- Meetings abstained **0.6%**
- Meetings with management by exception **0.4%**

Europe

We made voting recommendations at **18** meetings (**218** resolutions) over the last quarter.



- Total meetings in favour **44.4%**
- Meetings against (or against AND abstain) **55.6%**

North America

We made voting recommendations at **five** meetings (**58** resolutions) over the last quarter.



- Total meetings in favour **20%**
- Meetings against (or against AND abstain) **60%**
- Meetings with management by exception **20%**

United Kingdom

We made voting recommendations at **12** meetings (**233** resolutions) over the last quarter.

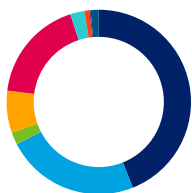


- Total meetings in favour **33.3%**
- Meetings against (or against AND abstain) **58.3%**
- Meetings with management by exception **8.3%**

The issues on which we recommended voting against management or abstaining on resolutions are shown below.

Global


We recommended voting against or abstaining on **921** resolutions over the last quarter.



- Board structure **44.0%**
- Remuneration **23.5%**
- Shareholder resolution **2.2%**
- Capital structure and dividends **7.4%**
- Amend articles **18.0%**
- Audit and accounts **2.5%**
- Investment/M&A **0.9%**
- Poison pill/Anti-takeover device **0.2%**
- Other **1.4%**

Australia and New Zealand

We recommended voting against or abstaining on **three** resolutions over the last quarter.



- Remuneration **100%**

Developed Asia

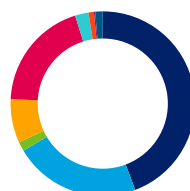
We recommended voting against or abstaining on **four** resolutions over the last quarter.



- Board structure **50%**
- Amend articles **50%**

Emerging and Frontier Markets

We recommended voting against or abstaining on **847** resolutions over the last quarter.



- Board structure **44.3%**
- Remuneration **22.2%**
- Shareholder resolution **1.7%**
- Capital structure and dividends **7.7%**
- Amend articles **19.4%**
- Audit and accounts **2.4%**
- Investment/M&A **0.9%**
- Poison pill/Anti-takeover device **0.2%**
- Other **1.3%**

Europe

We recommended voting against or abstaining on **33** resolutions over the last quarter.



- Board structure **42.4%**
- Remuneration **30.3%**
- Shareholder resolution **3.0%**
- Capital structure and dividends **9.1%**
- Audit and accounts **9.1%**
- Other **6.1%**

North America

We recommended voting against or abstaining on **16** resolutions over the last quarter.



- Board structure **43.8%**
- Remuneration **25%**
- Shareholder resolution **31.2%**

United Kingdom

We recommended voting against or abstaining on **18** resolutions over the last quarter.



- Board structure **38.9%**
- Remuneration **61.1%**