

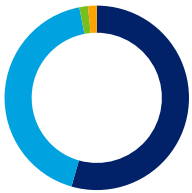
Mineworkers Pension Scheme

EOS at Federated Hermes

Over the last quarter we made voting recommendations at **395** meetings (**3,393** resolutions). At **168** meetings we recommended opposing one or more resolutions. We recommended voting with management by exception at **six** meetings and abstaining at **six** meetings. We supported management on all resolutions at the remaining **215** meetings.

Global

We made voting recommendations at **395** meetings (**3,393** resolutions) over the last quarter.



- Total meetings in favour **54.4%**
- Meetings against (or against AND abstain) **42.5%**
- Meetings abstained **1.5%**
- Meetings with management by exception **1.5%**

Australia and New Zealand

We made voting recommendations at **three** meetings (**12** resolutions) over the last quarter.



- Total meetings in favour **66.7%**
- Meetings against (or against AND abstain) **33.3%**

Developed Asia

We made voting recommendations at **66** meetings (**607** resolutions) over the last quarter.



- Total meetings in favour **66.7%**
- Meetings against (or against AND abstain) **33.3%**

Emerging and Frontier Markets

We made voting recommendations at **256** meetings (**1,582** resolutions) over the last quarter.



- Total meetings in favour **58.2%**
- Meetings against (or against AND abstain) **40.2%**
- Meetings abstained **1.6%**

Europe

We made voting recommendations at **38** meetings (**818** resolutions) over the last quarter.



- Total meetings in favour **21.1%**
- Meetings against (or against AND abstain) **68.4%**
- Meetings abstained **5.3%**
- Meetings with management by exception **5.3%**

North America

We made voting recommendations at **22** meetings (**282** resolutions) over the last quarter.



- Total meetings in favour **18.2%**
- Meetings against (or against AND abstain) **68.2%**
- Meetings with management by exception **13.6%**

United Kingdom

We made voting recommendations at **ten** meetings (**92** resolutions) over the last quarter.

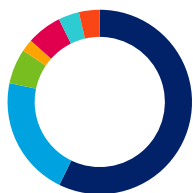


- Total meetings in favour **80%**
- Meetings against (or against AND abstain) **10%**
- Meetings with management by exception **10%**

The issues on which we recommended voting against management or abstaining on resolutions are shown below.

Global


We recommended voting against or abstaining on **603** resolutions over the last quarter.



- Board structure 57.2%
- Remuneration 21.1%
- Shareholder resolution 6.1%
- Capital structure and dividends 2.2%
- Amend articles 6.1%
- Audit and accounts 3.6%
- Other 3.6%

Australia and New Zealand

We recommended voting against or abstaining on **two** resolutions over the last quarter.



- Remuneration 100%

Developed Asia

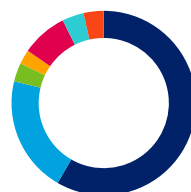
We recommended voting against or abstaining on **51** resolutions over the last quarter.



- Board structure 68.6%
- Remuneration 3.9%
- Shareholder resolution 3.9%
- Amend articles 9.8%
- Audit and accounts 13.7%

Emerging and Frontier Markets

We recommended voting against or abstaining on **396** resolutions over the last quarter.



- Board structure 58.3%
- Remuneration 20.5%
- Shareholder resolution 3.3%
- Capital structure and dividends 2.5%
- Amend articles 8.1%
- Audit and accounts 3.8%
- Other 3.5%

Europe

We recommended voting against or abstaining on **99** resolutions over the last quarter.



- Board structure 59.6%
- Remuneration 29.3%
- Capital structure and dividends 3.0%
- Other 8.1%

North America

We recommended voting against or abstaining on **53** resolutions over the last quarter.



- Board structure 35.8%
- Remuneration 22.6%
- Shareholder resolution 41.5%

United Kingdom

We recommended voting against or abstaining on **two** resolutions over the last quarter.



- Board structure 50%
- Remuneration 50%