


# 2021 Annual Review

**MINEWORKERS' PENSION SCHEME**  
Engagement Highlights



Welcome to our 2021 Annual Review, which outlines the engagement, voting and public policy work carried out by EOS on behalf of our clients.

Although the Covid-19 pandemic continued to exact a heavy toll in 2021, the climate crisis returned to the fore with the IPCC issuing its starkest warning yet. In the run up to COP26, we set out our expectations of policymakers and then hosted our Further, Faster fringe event in Glasgow to complement our advocacy. In two in-depth articles, Bruce Duguid, our head of stewardship, reflects on the outcomes from COP26, while Owen Tutt assesses the progress made through our work with Climate Action 100+. We also hear from Sonya Likhtman and Lisa Lange on two other key environmental topics – biodiversity and fast fashion.

Throughout the year we continued to engage with companies on their response to the pandemic, which has exacerbated existing social inequalities. Emily DeMasi sets out our engagement expectations in areas such as paid sick leave, and explores the links to some of our other engagement themes, including diversity and inclusion. Meanwhile Hannah Shoemith explains our engagement on human rights risks.

There's a full round-up of the 2021 voting season, and Laura Jernegan highlights the key changes we are making to our voting policy guidelines for 2022. We also explore the specific challenges of engaging in emerging markets and how these can be overcome. Alongside all this, we have continued to engage with policymakers, regulators and standard-setters to help improve market best practice.

We hope you find this review of our year useful and informative.



**Claire Milhench**

Communications & Content Manager, EOS

Mineworkers' Pension Scheme's activity for 2021	4
The EOS approach to engagement	10
Foreword	11
Our engagement plan	12
A guide to engagement terminology	15
<b>Environmental highlights</b>	
How to fix a broken planet – reflections from COP26	16
Climate laggards under pressure to pick up the pace	20
Q&A: Biodiversity	24
Can climate litigation spur faster Paris-alignment?	25
Q&A: Fast Fashion	30
Case study: Samsonite	32
<b>Social &amp; ethical highlights</b>	
Social inequalities and the pandemic	33
Q&A: Engaging with companies on Myanmar	37
Case study: Ahold Delhaize	39
Q&A: AMR and animal health	40
<b>Governance highlights</b>	
Turning up the heat on company climate plans	42
Q&A: Key changes to voting policy guidelines	46
<b>Strategy, risk and communication highlights</b>	
Engaging in emerging markets	48
Case study: Lukoil	49
Case study: Vale	50
Case study: JD.com	52
Revised UK Stewardship Code sets challenge for industry	53
Regional public policy highlights	54
Afterword	57
EOS team	58

# Mineworkers' Pension Scheme's activity for 2021

## Engagement by region

In 2021, we engaged with 618 companies on 2,396 environmental, social, governance, strategy, risk and communication issues and objectives. Our holistic approach to engagement means that we typically engage with companies on more than one topic simultaneously.



We engaged with 618 companies over the last year.

- Environmental 27.3%
- Social and Ethical 21.6%
- Governance 37.0%
- Strategy, Risk and Communication 14.1%



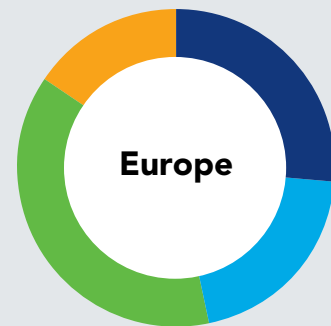
We engaged with 92 companies over the last year.

- Environmental 31.6%
- Social and Ethical 19.4%
- Governance 39.5%
- Strategy, Risk and Communication 9.5%



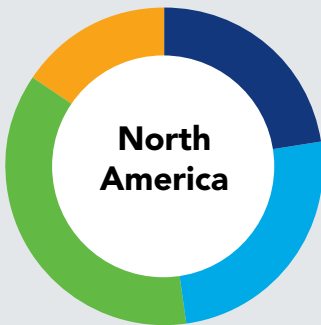
We engaged with 163 companies over the last year.

- Environmental 34.9%
- Social and Ethical 14.1%
- Governance 37.5%
- Strategy, Risk and Communication 13.6%



We engaged with 138 companies over the last year.

- Environmental 26.5%
- Social and Ethical 20.4%
- Governance 37.8%
- Strategy, Risk and Communication 15.3%



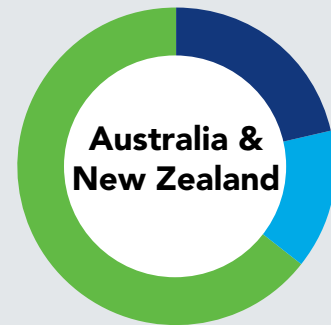
We engaged with 156 companies over the last year.

- Environmental 22.6%
- Social and Ethical 25.4%
- Governance 36.6%
- Strategy, Risk and Communication 15.4%



We engaged with 58 companies over the last year.

- Environmental 27.3%
- Social and Ethical 27.3%
- Governance 31.6%
- Strategy, Risk and Communication 13.8%

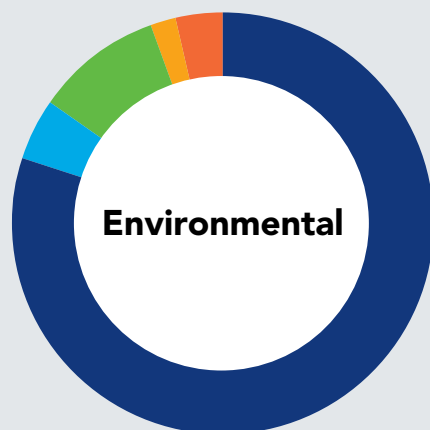


We engaged with 11 companies over the last year.

- Environmental 21.4%
- Social and Ethical 14.3%
- Governance 64.3%

## Engagement by theme

A summary of the 2,396 issues and objectives on which we engaged with companies in 2021 is shown below.



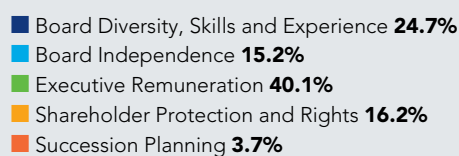
**Environmental topics featured in 27.3% of our engagements over the last year.**



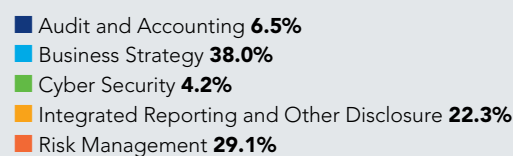
**Social and Ethical topics featured in 21.6% of our engagements over the last year.**



**Governance topics featured in 37.0% of our engagements over the last year.**



**Strategy, Risk and Communication topics featured in 14.1% of our engagements over the last year.**



## Engagement methodology and progress in 2021

Our proprietary milestone system allows us to track progress in our engagements relative to the objectives set at the beginning of our interactions with companies. The specific milestones used to measure progress in an engagement vary depending on each concern and its related objective. They can broadly be defined as follows:

- **Milestone 1** Concern raised with the company at the appropriate level
- **Milestone 2** The company acknowledges the issue as a serious investor concern
- **Milestone 3** Development of a credible strategy/Stretching targets set to address the concern
- **Milestone 4** Implementation of a strategy or measures to address the concern

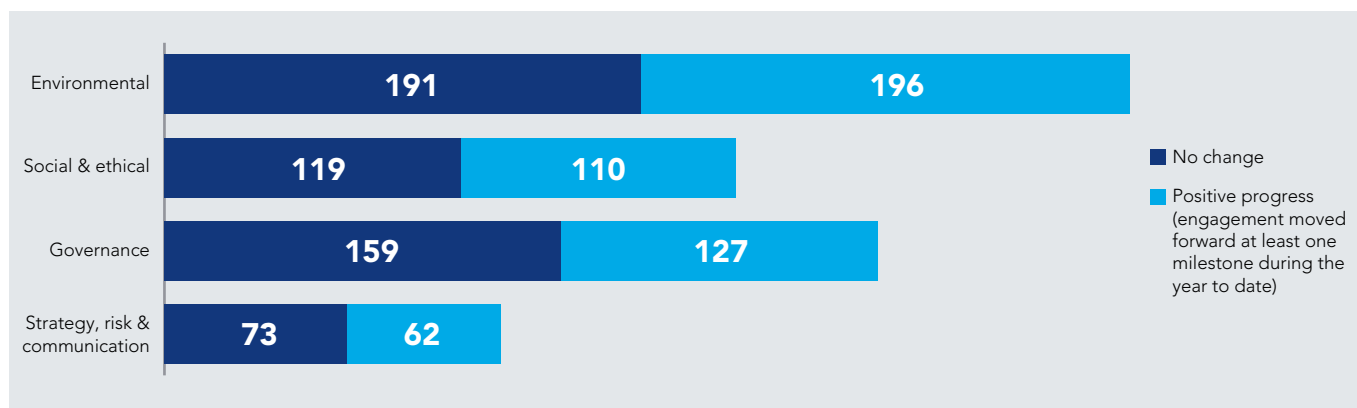
### Milestone status of engagement

The chart below shows the milestone status of our engagement objectives by theme.

Theme	Total Engagement Objectives	Engagement objective status (last milestone completed)				Closed engagement objectives	
		Objective set	Milestone 1	Milestone 2	Milestone 3	Milestone 4	Discontinued
Environmental	387	30	54	138	111	45	9
Social and ethical	229	10	29	85	67	28	10
Governance	286	4	67	89	57	46	23
Strategy, risk and communication	135	6	25	48	31	21	4
<b>Total engagements</b>	<b>1,037</b>	<b>50</b>	<b>175</b>	<b>360</b>	<b>266</b>	<b>140</b>	<b>46</b>

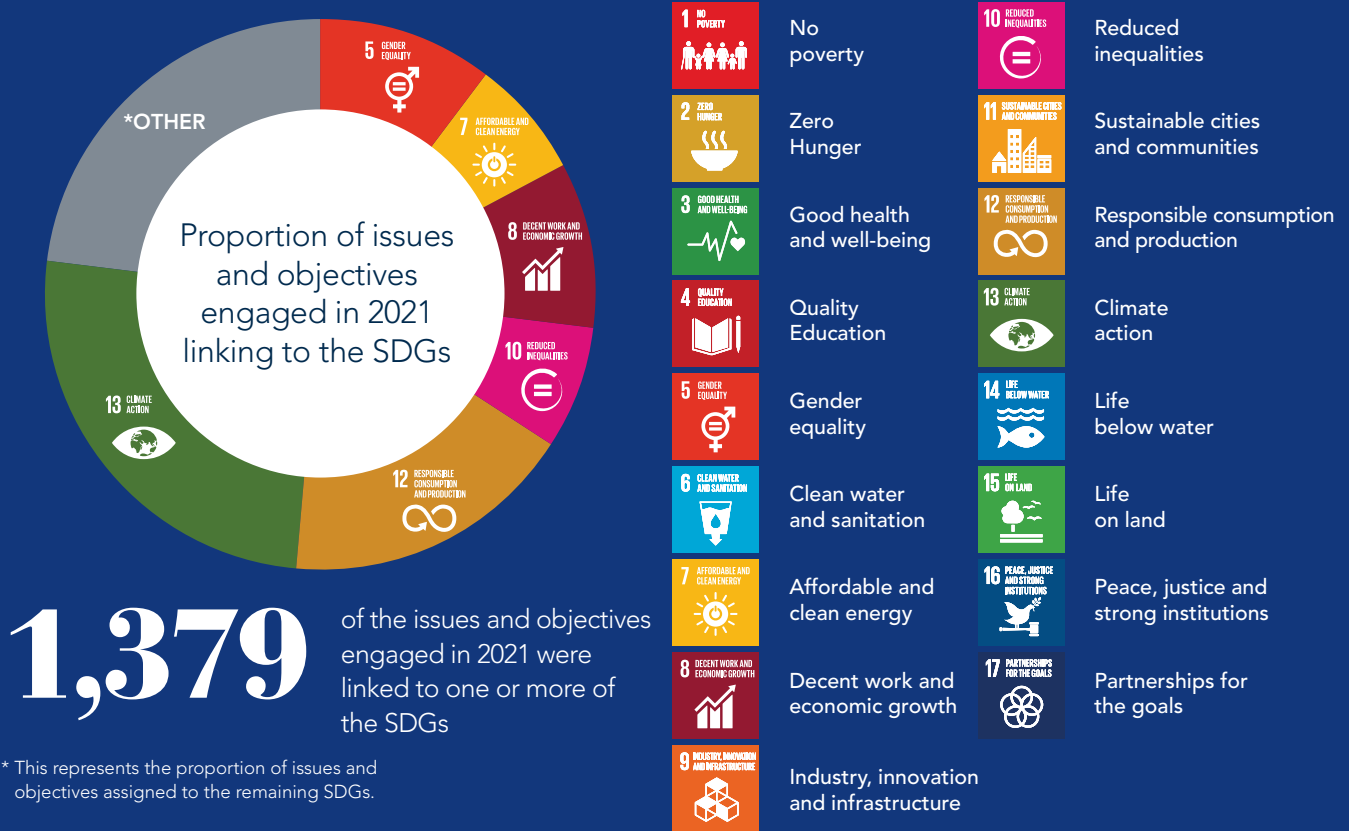
### Engagement progress in 2021

We made solid progress in delivering engagement objectives across regions and themes. At least one milestone was moved forward for about **48%** of our objectives during the year. The following chart describes how much progress has been made in achieving the milestones set for each engagement.



### Supporting the UN Sustainable Development Goals

The chart below illustrates the number of engagement objectives and issues on which we have engaged in the last year, which we believe are directly linked to an SDG (noting that one objective or issue may directly link to more than one SDG).

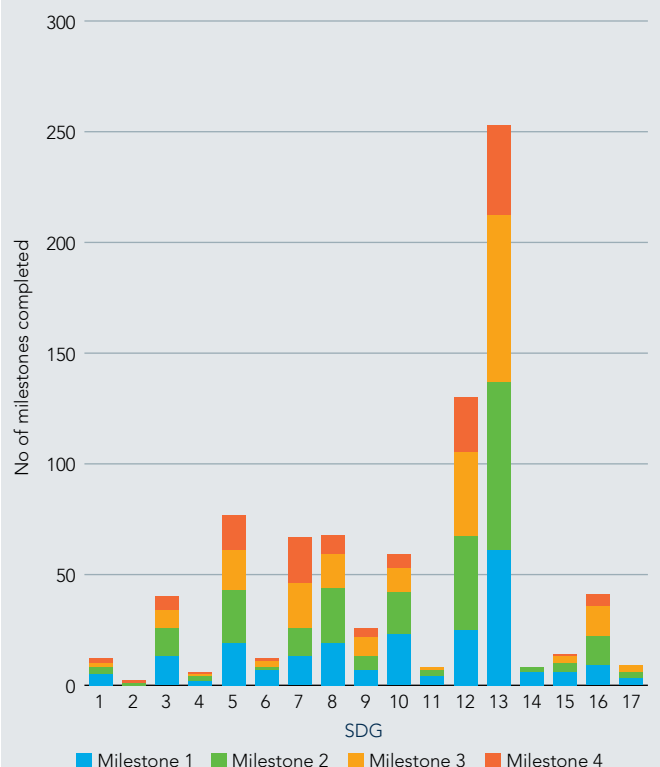


### Why engage on the SDGs?

Investors and their representatives play a key role in supporting the delivery of the UN SDGs. This could be by creating positive outcomes for society through investments and engagement as the goals recognise the role of the private sector in financing sustainable development. Moreover, the SDGs provide a common framework and language for investors and companies to work towards the achievement of the shared goals, with measurable indicators of progress. They also provide a clear time frame in which change needs to take place, helping to set targets and create a greater sense of urgency, while considering what action is needed from business to achieve sustainable development, beyond the typical incremental improvements and business-as-usual targets.

Our engagement with companies encourages them to act responsibly and reduce their negative impacts on society, across their value chains. We are also suggesting changes that could provide a positive impact. Our view is that the long-term success of business is inextricably linked to achievement of the goals because the SDGs help to create an economic context and society in which businesses can best thrive.

### Milestone progress of SDG-linked engagement objectives

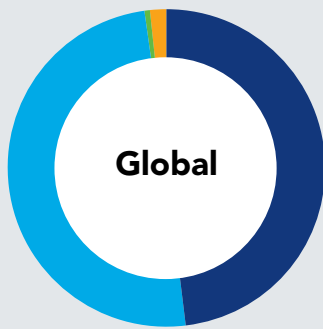


Source: EOS data for 2021

## Voting overview

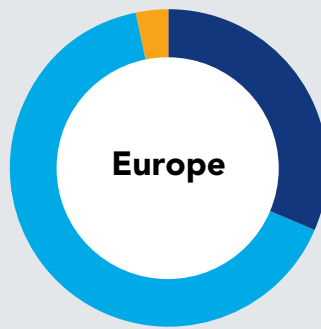
In 2021, we made voting recommendations on 37,245 resolutions at 3,826 meetings. At 1,909 of those meetings, we recommended opposing one or more resolutions, while at 18 meetings, we recommended abstaining.

We recommended voting with management by exception at 58 meetings and supported management on all resolutions at 1,841 meetings.



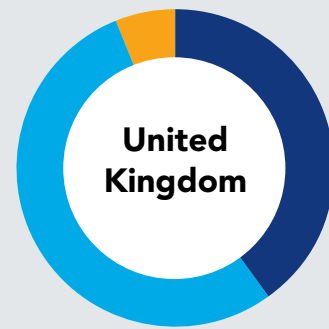
We made voting recommendations at **3,826** meetings (**37,245** resolutions) over the last year.

- Total meetings in favour **48.1%**
- Meetings against (or against AND abstain) **49.9%**
- Meetings abstained **0.5%**
- Meetings with management by exception **1.5%**



We made voting recommendations at **159** meetings (**2,507** resolutions) over the last year.

- Total meetings in favour **31.4%**
- Meetings against (or against AND abstain) **65.4%**
- Meetings with management by exception **3.1%**



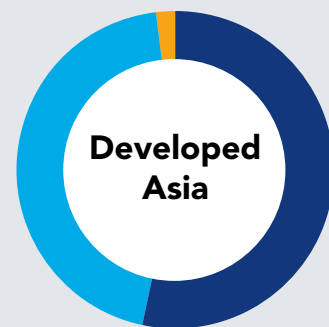
We made voting recommendations at **50** meetings (**939** resolutions) over the last year.

- Total meetings in favour **40.0%**
- Meetings against (or against AND abstain) **54.0%**
- Meetings with management by exception **6.0%**



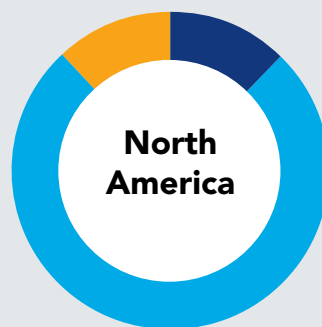
We made voting recommendations at **3,139** meetings (**28,434** resolutions) over the last year.

- Total meetings in favour **51.0%**
- Meetings against (or against AND abstain) **47.7%**
- Meetings abstained **0.6%**
- Meetings with management by exception **0.7%**



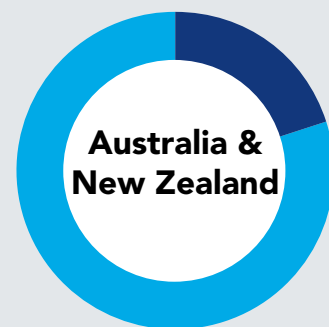
We made voting recommendations at **266** meetings (**2,686** resolutions) over the last year.

- Total meetings in favour **53.4%**
- Meetings against (or against AND abstain) **44.7%**
- Meetings with management by exception **1.9%**



We made voting recommendations at **202** meetings (**2,599** resolutions) over the last year.

- Total meetings in favour **12.4%**
- Meetings against (or against AND abstain) **75.7%**
- Meetings with management by exception **11.9%**

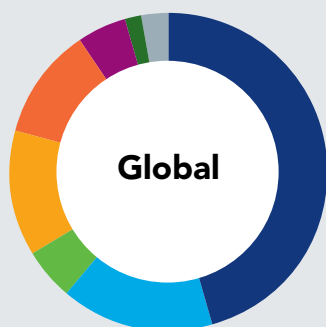


We made voting recommendations at **10** meetings (**80** resolutions) over the last year.

- Total meetings in favour **20.0%**
- Meetings against (or against AND abstain) **80.0%**

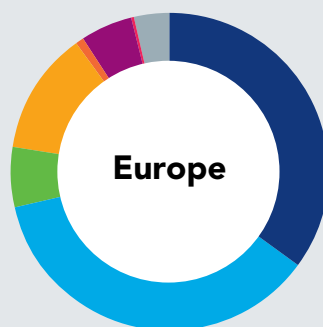


The issues on which we recommended voting against management or abstaining on resolutions are shown below.



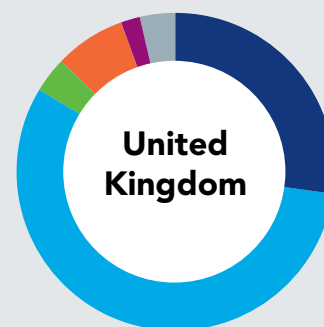
We recommended voting against or abstaining on **6,172** resolutions over the last year.

- Board structure **45.8%**
- Remuneration **15.6%**
- Shareholder resolution **5.1%**
- Capital structure and dividends **13.0%**
- Amend articles **11.2%**
- Audit and accounts **5.1%**
- Investment/M&A **1.6%**
- Poison pill/Anti-takeover device **0.1%**
- Other **2.6%**



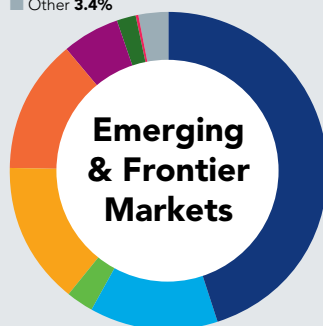
We recommended voting against or abstaining on **328** resolutions over the last year.

- Board structure **35.1%**
- Remuneration **36.6%**
- Shareholder resolution **6.1%**
- Capital structure and dividends **12.5%**
- Amend articles **0.9%**
- Audit and accounts **5.2%**
- Poison pill/Anti-takeover device **0.3%**
- Other **3.4%**



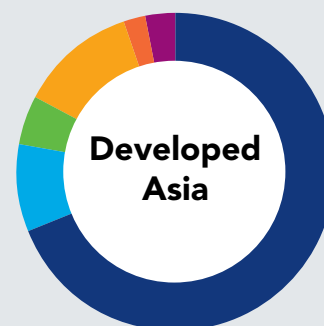
We recommended voting against or abstaining on **55** resolutions over the last year.

- Board structure **27.3%**
- Remuneration **56.4%**
- Shareholder resolution **3.6%**
- Amend articles **7.3%**
- Audit and accounts **1.8%**
- Other **3.6%**



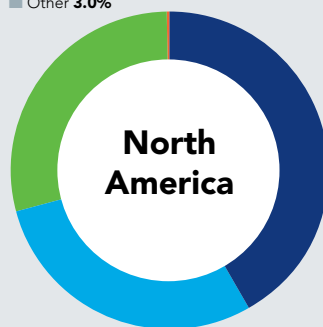
We recommended voting against or abstaining on **4,894** resolutions over the last year.

- Board structure **45.2%**
- Remuneration **12.8%**
- Shareholder resolution **2.8%**
- Capital structure and dividends **14.5%**
- Amend articles **13.7%**
- Audit and accounts **5.8%**
- Investment/M&A **2.0%**
- Poison pill/Anti-takeover device **0.1%**
- Other **3.0%**




We recommended voting against or abstaining on **410** resolutions over the last year.

- Board structure **69.0%**
- Remuneration **9.0%**
- Shareholder resolution **4.9%**
- Capital structure and dividends **12.0%**
- Amend articles **2.2%**
- Audit and accounts **2.9%**



We recommended voting against or abstaining on **463** resolutions over the last year.

- Board structure **41.9%**
- Remuneration **29.2%**
- Shareholder resolution **28.7%**
- Amend articles **0.2%**



We recommended voting against or abstaining on **22** resolutions over the last year.

- Board structure **27.3%**
- Remuneration **54.5%**
- Shareholder resolution **9.1%**
- Amend articles **4.5%**
- Other **4.5%**